



UNIVERSITÄTS
KLINIKUM
HEIDELBERG



SCIENTIFIC EXCELLENCE FOR YOUR HEALTH
HEIDELBERG UNIVERSITY HOSPITAL WELCOMES INTERNATIONAL PATIENTS

www.heidelberg-university-hospital.com



IMPRINT

PUBLISHER

Heidelberg University Hospital

COMPILED BY

Kerstin Ammon
Marcus Gudera

CONSULTATION

Dr. Annette Tuffs

DESIGN AND PHOTOGRAPHY

Media Center
University Hospital and Medical Faculty
Head: Doris Rübsam-Brodkorb
www.klinikum.uni-heidelberg.de/medien
Sybille Sukop, graphics / layout
Hendrik Schröder, Markus Winter,
Philip Benjamin, Dirk Fischer (page 05),
Dr. Michael Klopp (page 28), Christian Schell (page 29), photos

stockxpert.com

PRINT

Nino Druck GmbH, Neustadt / Weinstraße

Last revised
July 2018
ID_7178



WELCOME!



Heidelberg University Hospital with more than 43 specialized clinical departments is one of the leading medical centers in Europe.

The hospital is located in the world-famous, romantic city of Heidelberg in south-western Germany. Every year, hundreds of thousands of patients from all over Germany and many other countries come here to make use of our modern treatment options.

Our patients have high expectations as to the quality of diagnosis and therapy, which our world-renowned professors, distinguished physicians and committed nursing staff strive to fulfill in their daily work. As a rule highly experienced specialists develop the best treatments for each individual patient in dedicated interdisciplinary teams and deliver diagnosis and therapies according to national and international standards. True to our mission statement “Scientific Excellence for Your Health” intensive research activities and the development of new methods make it possible to implement latest research results in our treatment standards.

External audits have repeatedly confirmed the outstanding quality of care at Heidelberg University Hospital. Core sections have been certified. In addition to legally required quality reports our medical center voluntarily participates in further quality initiatives which have shown excellent results.

Above all patients are treated with great kindness; the human factor does not take a backseat to professionalism. We are happy to offer our expertise to patients from abroad!

In this brochure we present a selection of the wide range of medical treatment options available and provide information about specific services for international patients.

A handwritten signature in black ink, reading "Annette Grüters-Kieslich". The signature is fluid and cursive.

Prof. Dr. Annette Grüters-Kieslich
Chief Medical Director and Chairwoman of the Board

CONTENT



HEIDELBERG UNIVERSITY HOSPITAL – CENTER FOR ADVANCED MEDICINE	04
CENTERS AND CLINICAL DEPARTMENTS	06
CANCER	08
NATIONAL CENTER FOR TUMOR DISEASES	10
HEIDELBERG ION BEAM THERAPY CENTER	12
CARDIOVASCULAR DISEASES	14
NEUROLOGICAL DISEASES	16
METABOLIC DISEASES AND HORMONAL DISORDERS	18
ORTHOPEDIC DISEASES	20
TRANSPLANTATION	22
PREGNANCY AND GYNECOLOGICAL DISEASES	24
CHILDHOOD DISEASES	26
THORAXKLINIK-HEIDELBERG	28
INTERNATIONAL PATIENTS AT HEIDELBERG UNIVERSITY HOSPITAL	30
DESTINATION HEIDELBERG	32

HEIDELBERG UNIVERSITY HOSPITAL

THE SUCCESS STORY BEGAN MORE THAN 600 YEARS AGO

The history of medicine in Heidelberg dates back to the year 1386. Medicine was one of the four founding faculties of the University of Heidelberg, the oldest university in Germany. Hospitals were set up as early as the early 19th century. The first surgical hospital was opened in 1818.

DEDICATED TO EXCELLENCE

In the course of its eventful history, many excellent doctors, including Nobel Prize winners, on the cutting edge of medical science, have conducted research, taught and practiced in Heidelberg. The defining attribute of Heidelberg University is its relentless aspiration to higher academic performance together with the recognition of its hospital as an international hallmark for quality. In 2007, Heidelberg University was appointed as a German Elite University by the German Research Association and the German Council of Science and Humanities.

MEDICINE OF THE HIGHEST STANDARD

Heidelberg University Hospital attracts patients from all over Germany and many other countries. As an advanced medical center, it offers medical care of the highest international standards in all areas of specialty, for both mild and complex diseases.

The following features guarantee effective diagnosis and treatment:

- › highly qualified and experienced personnel, including many internationally renowned professors
- › interdisciplinary cooperation between specialists from different medical divisions
- › rapid implementation of knowledge gained from research
- › treatments based on current standards (standard operating procedures) and ongoing quality assurance measures
- › the most modern technical equipment

CENTER FOR ADVANCED MEDICINE



2017 – AT A GLANCE:

- › 1.100.000 outpatient visits
- › 65.000 cases of inpatient treatment
- › 59.000 day-care treatment days
- › 43 clinical specialist departments
- › 13 medical theory and pre-clinical institutes
- › 10.400 employees, including 1,700 professors and physicians
- › 3.400 medical students
- › 370 students received medical degrees

CENTERS AND CLINICAL DEPARTMENTS



ANESTHESIOLOGY (including pain center)

CENTER FOR CHILD AND ADOLESCENT MEDICINE

- › General Pediatrics, Neuro-pediatrics, Metabolism, Gastroenterology, Nephrology
- › Pediatric Cardiology, Congenital Heart Diseases
- › Pediatric Oncology, Hematology, Immunology and Pneumology
- › Neonatology

DERMATOLOGY

GENETIC CLINIC

HEIDELBERG ION BEAM THERAPY CENTER (HIT)

CENTER FOR INTERNAL MEDICINE

- › Endocrinology and Metabolism
- › Psychosomatic and General Internal Medicine
- › Cardiology, Angiology and Pneumology
- › Gastroenterology, Infectious Diseases, Intoxications
- › Hematology, Oncology and Rheumatology
- › Medical Oncology
- › Sports Medicine

NATIONAL CENTER FOR TUMOR DISEASES (Comprehensive Cancer Center)

NEUROCENTER

- › Neurology and Polyclinic
- › Neurooncology
- › Neuroradiology
- › Neurosurgery

OPHTHALMOLOGY

CENTER FOR ORAL, DENTAL AND MAXILLOFACIAL DISEASES

- › Conservative Dentistry
- › Prosthetic Dentistry
- › Oral and Maxillofacial Surgery
- › Orthodontics

CENTER FOR ORTHOPEDICS

- › Orthopedics and Traumatology
- › Spinal Cord Injury Center

CENTER FOR OTORHINOLARYNGOLOGY (Ear, Nose and Throat)

CENTER FOR PSYCHOSOCIAL MEDICINE

- › General Psychiatry
- › General Internal and Psychosomatic Medicine
- › Child and Adolescent Psychiatry
- › Institute of Medical Psychology

- › Institute of Psychosomatic Cooperation Research and Family Therapy

CENTER FOR RADIOLOGY

- › Radiation Oncology and Radiation Therapy
- › Diagnostic and Interventional Radiology
- › Nuclear Medicine

CENTER FOR SURGERY

- › General, Visceral and Transplantation Surgery
- › Cardiac Surgery
- › Vascular Surgery
- › Pediatric Surgery
- › Pediatric Heart Surgery
- › Urology

THORAXKLINIK-HEIDELBERG

- › Thoracic Surgery
- › Pneumology and Ventilation Medicine
- › Oncology of Thoracic Tumors

TROPICAL MEDICINE CLINIC

WOMEN'S HOSPITAL

- › General Gynecology and Obstetrics
- › Gynecological Endocrinology and Fertility Disorders

FOCUS ON CANCER



SELECTION OF SERVICES

- › Interdisciplinary diagnosis and treatment decisions at the National Center for Tumor Diseases (NCT)
- › Radiotherapy (also intensity-modulated photon radiation therapy, proton and carbon ion therapy at the Heidelberg Ion Beam Therapy Center HIT, tomotherapy, brachytherapy, cyberknife)
- › Tumors of the brain and spine
- › Tumors of the neck, nose and ears
- › Tumors of the mouth and jaw
- › Tumors of the lung, mediastinum and chest wall
- › Tumors of the gastrointestinal tract
- › Tumors of the pancreas
- › Urological tumors
- › Gynecological tumors
- › Breast cancer
- › Bone tumors
- › Hematological tumors and stem cell transplantation (autologous and allogeneic)
- › Tumors in children



PROVEN COMPETENCE IN ONCOLOGY

Heidelberg University Hospital is recognized the world over as a center for treating tumor diseases. A good 100 years ago, Vincenz Czerny founded an institute for cancer research in Heidelberg, uniting cancer therapy and research under one roof. In 1964, this became the renowned German Cancer Research Center (DKFZ). Today, the University Hospital and the German Cancer Research Center cooperate closely in research and patient care at the National Center for Tumor Diseases, a facility that corresponds in character to the model of American Comprehensive Cancer Centers. Here, current scientific knowledge is put into practice as quickly as possible to benefit patients.

THE CANCER PATIENT IS THE CENTER OF ATTENTION

Those affected by the diagnosis of cancer require, above all, the highest degree of competence as well as efficient, thoughtful medical care. And this is exactly what the doctors and nursing staff at Heidelberg University Hospital offer. It is their goal to provide the best possible chances of making a full recovery to all patients.

COMPREHENSIVE INTERDISCIPLINARY DIAGNOSIS AND THERAPY

The work of our professors and physicians is based on their well-founded knowledge and their broad, sophisticated practical experience. Diagnoses and therapy decisions are always based on an interdisciplinary approach. Patients and their problems are regularly discussed in multidisciplinary tumor conferences. Current, indication-specific medical standards are applied and refined. For all cancers, almost all state-of-the-art and diverse innovative treatment methods are available.

Our therapeutic options include:

- › chemotherapy (classic and adjuvant therapies, antibody treatments)
- › all surgical procedures performed using the latest techniques
- › tested and highly innovative radiation therapy procedures
- › stem cell transplantation
- › immunotherapy and innovative therapies
- › multiple pain therapy methods
- › psycho-oncology



NATIONAL CENTER FOR TUMOR DISEASES (NCT)

INTERDISCIPLINARY CARE AND TAILORED THERAPY



Patient care in the National Center for Tumor Diseases follows international guidelines, but also aims at setting new standards. Clinical studies provide information for treatment optimization. Validated results from basic research are implemented quickly in patient care.

In summary, patients receive individualized, state-of-the-art cancer treatment of the highest quality in Heidelberg and additionally benefit from the latest research results.

The National Center for Tumor Diseases is a cooperative institution of Heidelberg University Hospital and the internationally renowned German Cancer Research Center (DKFZ), as well as the largest German cancer charity, "Deutsche Krebshilfe."

Diagnostic findings and treatment options are discussed in interdisciplinary tumor conferences between experts from the specialized departments of oncology/hematology, radiation oncology, surgery, pathology and additional specialists from appropriate areas of expertise. Treatment decisions are based on current medical treatment standards.

Therapies are individually planned, monitored and adjusted as needed. Chemotherapy outpatient treatments take place in the modern NCT clinic building. Diagnostic procedures and other therapies like radiotherapy and surgical treatments are conducted cooperatively in the individual clinics and departments.




UNIQUE IN EUROPE: HEIDELBERG ION BEAM THERAPY CENTER (HIT)

AVOIDING SIDE EFFECTS THROUGH TARGETED RADIATION

The Heidelberg Ion Beam Therapy Center expands the existing options in cancer therapy with the innovative, gentler procedures of proton and carbon ion radiation therapy. Protons or carbon ions are accelerated up to 75 percent of light speed and directed very precisely into the tumor, irreversibly damaging the

tumor while the surrounding tissues remain unharmed and fewer side effects occur. Since 2009, this provides us with a new therapeutic option for tumors located deep in the body or in very critical tissue environments, and it is now possible to provide a treatment that is both gentle and effective, so that tumors

that were especially difficult to treat in the past can now be successfully treated. In 2015, the Marburg Ion Beam Therapy Center MIT, run by Heidelberg University Hospital, was opened and offers an additional capacity with four treatment rooms.



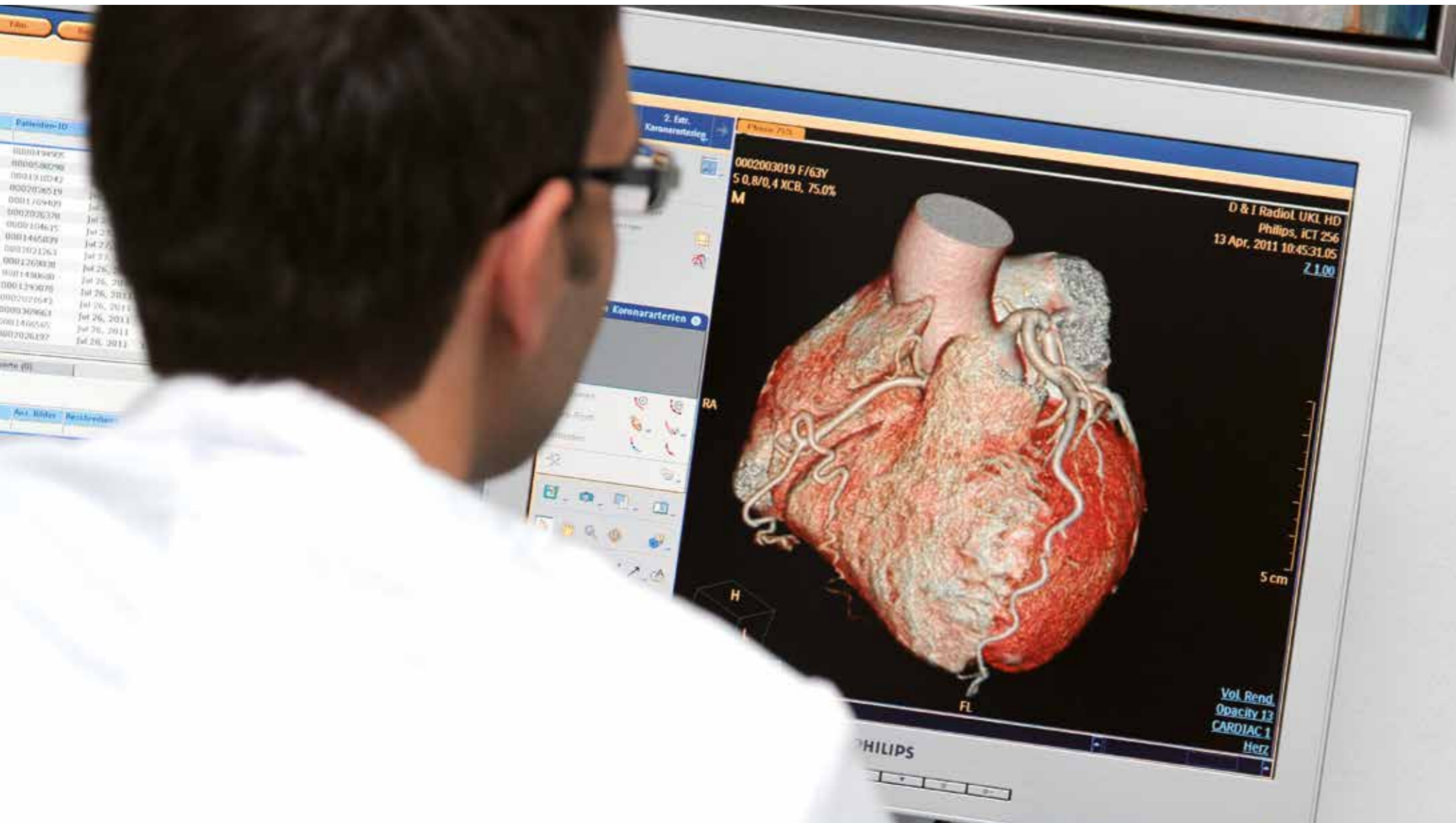
The following features characterize the Heidelberg Ion Beam Therapy Center (HIT):

- › It was the first combined proton/heavy ion therapy facility in a European hospital.
- › It is the first facility in the world with a pivoting beam guide system (gantry) for heavy ions.
- › A previously unachieved precision in the three-dimensional radiation of tumors has been achieved by the intensity-guided raster scan process.
- › Treatments are usually conducted in the context of specified protocols, so that data is available for the continuous optimization of therapy.

- › Proton therapy is preferred especially in children, since fewer long-term side effects are expected than from conventional therapy. Treatments are conducted in close collaboration with the Center for Pediatric and Adolescent Medicine.
- › With the Heidelberg University Hospital and the research focus of oncology, the National Center for Tumor Diseases (NCT) and the German Cancer Research Center, Heidelberg provides a unique clinical and scientific environment.
- › Decisions for proton/heavy ion therapies are made on the basis of current international scientific knowledge for a very narrow range of indications.



FOCUS ON CARDIOVASCULAR DISEASES



COMPREHENSIVE EXPERIENCE IN CARDIOVASCULAR MEDICINE

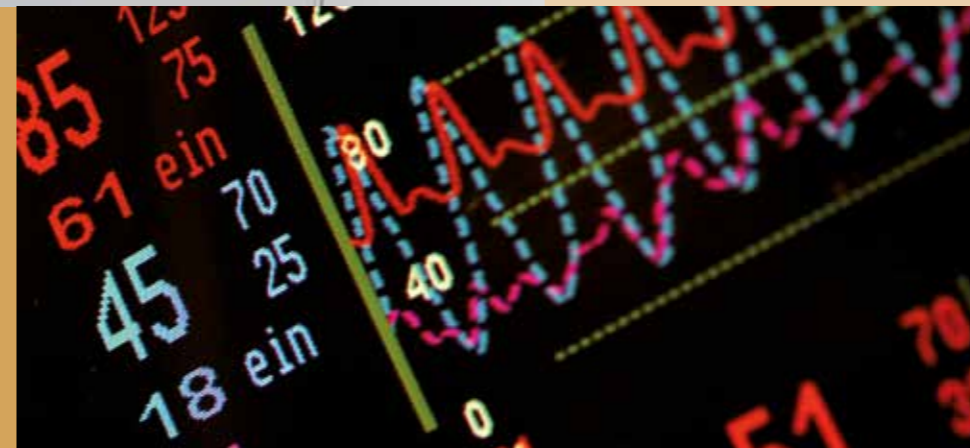
Disease of a vital organ, such as the heart and lung can lead to major limitations for patients. Effective and precise treatment requires great knowledge and much experience as well as expertise in the use of advanced technical support. The physicians at Heidelberg University Hospital treat thousands of adults and children with heart and vessel disorders successfully every year.

HIGHLY SPECIALIZED TEAMS

Whether it is individual drug therapy, ultra-modern catheterization procedures or complex surgery, highly specialized teams at the Heart Center and at the Center for Vascular Medicine decide - together with the patient - on the best treatment choice. If needed treatments are provided in a common approach, for example hybrid interventions such as catheter insertion combined with surgery are often required with accompanying visualization of the coronary arteries in arrhythmia treatments.

SELECTION OF SERVICES

- › Cardiological diagnosis, for example: cardiac MRI, cardiac CT, cardiac catheterization
- › Therapeutic procedures using cardiac catheterization, for example: PTCA, stent implantation, electrophysiology, valve implantation, chronic venous occlusions
- › Heart surgery, for example: bypass surgery, heart valve replacement, implantation of artificial heart, rhythm-correcting surgery
- › Vessel surgery, for example: surgery to correct aortic aneurysms or aortic dissection, various treatments for arterial occlusive disease or carotid stenosis
- › Neuroradiological diagnosis and procedures on vessels, for example: imaging of the cerebral vessels and treatment through a catheter
- › Neurosurgical vessel treatment and vessel malformations



FOCUS ON NEUROLOGICAL DISEASES



SELECTION OF SERVICES

- › Neurological tumors, for example: tumors of the brain or spinal cord
- › Cranial base surgery for both benign and malignant tumors
- › Neurological diseases in children, for example: brain tumors in children, epilepsy
- › Intervertebral disc prolapse and spinal canal stenosis
- › Neurosurgical vessel treatment and vessel malformations
- › Neuroradiological diagnosis and procedures on vessels, for example: imaging of the cerebral vessels, MRI scan of peripheral nerves and treatment through a catheter
- › Neuroimmunology, for example: multiple sclerosis
- › Complex neurological treatment, for example: after stroke
- › Movement disorders

THE HIGHEST LEVEL OF EXPERTISE AND PRECISION IN THE NEUROCENTER

Patients with diseases of the brain and nervous system receive a level of medical care at Heidelberg University Hospital that is available at only a few centers in Europe. The neurological and neurosurgical departments offer all the procedures and techniques necessary for a precise diagnosis as well as the entire spectrum of modern treatment methods, such as neuronavigation for precise guidance during brain surgery.

REHABILITATION SERVICES

Nursing staff, physical therapists and, if needed, speech therapists and occupational therapists – specialized personnel who understand how to care for and restore ill persons, support the treatment. Often, patients continue to be treated in cooperating medical centers specializing in rehabilitation.



FOCUS ON METABOLIC DISEASES AND HORMONAL DISORDERS




METABOLISM AND HORMONES IN FOCUS

A multitude of problems may arise when hormones and other substances in the body are out of balance. Often, care by specialists from various fields, as provided at Heidelberg University Hospital, is necessary.

Experienced professors who are among the world's leading specialists, together with their medical teams, are constantly updating their treatment standards to maintain them at the highest international level. They themselves are involved in the development of innovative and successful methods.

HEALING THROUGH INNOVATION

Our youngest patients are cared for at the renowned Heidelberg Pediatric Metabolism Center, which is recognized both nationally and internationally as a cutting-edge institution in the diagnosis and treatment of congenital metabolic disorders. Here, blood samples from more than 150,000 newborns from various countries throughout the world are tested each year for rare metabolic diseases and appropriate treatments are offered where needed.



SELECTION OF SERVICES

- › Amyloidosis
- › Osteoporosis (with kyphoplasty)
- › Diabetes mellitus, for example: drug therapy, prevention and treatment of complications
- › Diseases of the pancreas, for example: diagnosis, non-surgical therapy, surgical procedures
- › Endocrine tumors, for example: both benign and malignant diseases of the thyroid, multiple endocrine neoplasia (MEN)
- › Metabolic diseases of adulthood
- › Endocrine and metabolic disorders of childhood
- › Liver cell transplantation

FOCUS ON ORTHOPEDIC DISEASES

LARGEST ORTHOPEDIC HOSPITAL IN GERMANY

Life is movement – that is the motto of the Heidelberg Orthopedic Hospital. This goal is pursued through conservative orthopedics, a high level of precision in larger or smaller operations and through technical orthopedics. The Heidelberg University Orthopedic Hospital is the largest facility of its kind in Germany. Each year, we conduct over 6,000 inpatient and more than 50,000 outpatient treatments, covering the entire spectrum of diseases and injuries of the musculoskeletal system.

INDIVIDUAL SOLUTIONS RATHER THAN OFF-THE-SHELF TREATMENTS

Specialist teams of highly competent and experienced doctors, nursing staff, physical therapists and occupational therapists work day by day to design and implement the optimal treatment for each individual patient. Medical treatment is optimally complemented by the Technical Orthopedics Department, our in-house orthopedic workshop for manufacturing prostheses (arm/hand and leg/foot), orthotics and bandages. Also complex orthopedic problems find appropriate solutions here.



SELECTION OF SERVICES

- › Joint replacement for hips and knees
- › Spinal surgery, for example: scoliosis
- › Shoulder and elbow surgery
- › Hand and Microsurgery
- › Diseases of the foot, for example: deformities, rheumatoid foot, hallux valgus
- › Bone tumors
- › Pediatric orthopedics, for example: kyphosis
- › Orthopedic sports medicine
- › Spinal cord injuries
- › Trauma surgery, for example: treatment of multiple traumas
- › Technical orthopedics, for example: arm and leg prosthetics/orthotics, pediatric/dysmelia care, torso orthotics
- › Kyphoplasty for osteoporosis

FOCUS ON TRANSPLANTATION

WORLD-RENOWNED DEPARTMENT OF SURGERY

The Heidelberg Surgical Department enjoys an excellent reputation worldwide – thanks to its excellence in major abdominal operations, procedures on the pancreas, heart and vessels, and because of the many transplantations conducted here. One of the first kidney trans-

plantations in Germany took place in Heidelberg in 1967.

Today, the Heidelberg Transplant Center is one of the leading centers in Germany. Essential to our success is the close interdisciplinary cooperation between gastroenterologists, nephrologists, immunologists and surgeons.

KIDNEY AND LIVER TRANSPLANTATION WITH LIVING DONORS

One focus of the Heidelberg Transplant Center is living donors. Living kidney donations are conducted using so-called “keyhole surgery”, a minimally invasive procedure. For living liver donations, a piece of the organ is removed and transferred.

This piece then grows into a nearly full-sized liver within several weeks. Requirement for the transplantation is an ethical review of the donor’s free will to donate the organ. Donors are usually relatives.



MANY YEARS OF EXPERIENCE AND INNOVATION IN HEMATOLOGY: STEM CELL TRANSPLANTATION – HEALING FROM THE BLOOD

Barely thirty years ago, it was a daring experiment when Heidelberg doctors gave a patient with blood cancer his own stem cells – a first time in medical history. In the meantime, stem cell transplantation has become routine and is often the only chance of a cure for people suffering from blood or lymph node cancer. At Heidelberg University Hospital, around 200 autologous and 100 allogenic stem cell transplants are conducted each year, with many patients being cured. Thus, Heidelberg University Hospital is one of the largest centers for blood stem cell transplantation in Germany and Europe. Autologous stem cell transplantations can also be conducted on an outpatient basis, for example for the treatment of multiple myeloma.



FOCUS ON PREGNANCY AND GYNECOLOGICAL DISEASES

WE PROVIDE LIFE-LONG CARE FOR WOMEN

Treatments for infertility, the diagnosis and treatment of the unborn child and obstetrical care are performed with great care at Heidelberg University Hospital. For patients with non-malignant and malignant diseases the full spectrum of modern treatment options is available.

MAXIMUM CARE CENTER AND CERTIFIED BREAST CENTER

The hospital, with its individual sections and specialized consultation offerings, is a maximum care center. Surgical, drug, complementary natural healing and interdisciplinary treatment concepts are all available to our patients through specially trained physicians. Our extensive experience and commitment to the highest possible quality standards become clear, for example, in our treatment of breast cancer patients. The Heidelberg Breast Center, with 600 new women treated per year, is one of the largest centers in Germany and is accredited by various national institutions. The success is measurable: 80 % of all women with breast cancer, who have been treated in Heidelberg, live after 10 years.



SELECTION OF SERVICES

- › Breast cancer, for example: breast-preserving surgical techniques, breast reconstruction, radiation therapy, chemotherapy, antibody therapy
- › Gynecological tumors, for example: stage-appropriate interdisciplinary multi-organ procedures, minimally invasive surgical techniques
- › Uterine dysplasias and myomas, for example: laser or high-frequency surgery
- › Endoscopic and urogynecological operations
- › Prenatal diagnosis, prenatal medicine, obstetrics, for example: non-invasive and invasive diagnostic methods, newborn care in the integrated newborn intensive care unit
- › Fertility disorders and endometriosis, for example: comprehensive surgical procedures for maintaining fertility, artificial insemination

FOCUS ON CHILDHOOD DISEASES



SELECTION OF SERVICES

- › Non-malignant and malignant tumors in children, for example: treatment by chemotherapy, stem cell transplantation, radiation therapy or specialized pediatric surgery
- › Metabolic and endocrine disorders, for example: phenylketonuria, adrenogenital syndrome
- › Neurological diseases, for example: development disorders, epilepsy
- › Renal diseases, for example: chronic renal failure
- › Heart failure and heart diseases, for example: surgical treatment of congenital vascular abnormalities, pacemaker implantation
- › Pediatric orthopedics, for example: kyphosis, clubfoot
- › Pediatric surgery, for example: short bowel syndrome, solid tumors
- › Cystic fibrosis



HIGHLY MODERN CENTER FOR PEDIATRIC AND ADOLESCENT MEDICINE

In the Children's Hospital, all pediatric specialties are combined under one roof. The hospital is one of the most modern pediatric centers in Europe. The examination and treatment areas are located in the colorful, five-level cube with more than 100 beds and numerous special sections for outpatient therapies. The state-of-the-art equipment includes everything required to practice modern, cutting-edge medicine.

COMMITTED TO CHILDREN

Illness in a child is a stressful situation for the entire family. It is important to us to provide children and adolescents with treatments promising the best possible chance of success. The recognition of our name and the demand from beyond Germany motivate us in our work.



FOCUS ON THORACIC ONCOLOGY AND CHRONIC LUNG DISEASE

THORAXKLINIK HEIDELBERG

SELECTION OF SERVICES

- › Interventional radiology
- › Minimally invasive videothoracoscopy
- › Bronchial and vascular reconstructive surgery
- › Radiofrequency ablation
- › Endoscopic stenting
- › Interventional lung emphysema therapy
- › Weaning from mechanical ventilation
- › Systemic treatment (e.g. chemotherapy, antibody treatment, tyrosine kinase inhibitors, vaccination strategies)
- › Multimodality and customized cancer treatment options



Those affected by the diagnosis of cancer, or afflicted by severe chronic lung disease, require the highest degree of competence for their medical treatment, as well as timely, efficient, and thoughtful care.

The Thoraxklinik Heidelberg treats around 6,300 people annually as in-patients, and about 15,000 as out-patients. The clinic offers consultation, diagnosis and treatment of all chest diseases in children and adults. Comprehensive treatment of lung cancer, extensive pulmonary expertise, and quality health care assure the clinic's leading position not only in Germany but also in Europe. The work of our professors and physicians is based on their well-founded and constantly updated knowledge and their broad practical experience.

Research Section has established Germany's largest tissue bank for lung carcinoma. Clinical research and biomedical science are used for rapid implementation of new methods and standards in patient care, such as multi-modal treatment concepts – surgery in combination with radiotherapy and/or chemotherapy, or chemotherapy combined with radiotherapy alone.

The large team of thoracic surgeons performs 2,300 operations per year. About 40% of the procedures are nowadays carried out as minimally invasive videothoracoscopy. Open thoracotomy is used to address invasive tumor growth, and for multi-visceral resections. Reconstructive surgery is performed at the chest wall or the tracheobronchial system.

COMPREHENSIVE INTERDISCIPLINARY DIAGNOSIS AND THERAPY

Therapy decisions are always based on an interdisciplinary approach, including the expertise of radiologist, pathologist, and anesthesiologist. Options for cancer treatment are discussed in multidisciplinary tumor conferences. Our Translational

Contact

Thoraxklinik-Heidelberg
International Patient Services
Röntgenstr. 1
69126 Heidelberg, Germany
Telephone +49 6221-396-8103
Fax +49 6221-396-2202
Email thoraxklinik.international@med.uni-heidelberg.de
www.thorax-international.ukhd.de

INTERNATIONAL PATIENTS AT HEIDELBERG UNIVERSITY HOSPITAL

Several thousand patients from abroad request diagnosis and treatments at Heidelberg University Hospital each year.

OUR SERVICE FOR INTERNATIONAL PATIENTS

Those who travel outside their own country for medical treatment need a comprehensive support system. The multilingual team of the International Office at Heidelberg University Hospital is available to international patients for all organizational questions surrounding treatment at the University Hospital as well as their stay in Heidelberg:

- › answering treatment requests
- › coordinating outpatient and inpatient appointments
- › preparing cost estimates and final invoices, answering questions about financing
- › providing support for visas
- › providing support for the organization of accommodation and airport transfers for patients and their escort
- › arranging interpreter services

WE WORK TO ENSURE A COMFORTABLE HOSPITAL STAY

- › accommodations in comfortably furnished rooms with internet access (free WLAN), telephone and television. Television programs are available in many languages.
- › individual desires regarding meals are taken into consideration.
- › service is provided by friendly, English-speaking nursing personnel.
- › all doctors speak fluent English, and medical reports are written in English, if desired.
- › there is a prayer room available in the hospital for our Muslim patients.

You can find detailed information at our multilingual website: www.heidelberg-university-hospital.com.



www.heidelberg-university-hospital.com

CONTACT

Heidelberg University Hospital
International Office
Im Neuenheimer Feld 400
69120 Heidelberg
Germany
Telephone +49 6221 56 6243
Fax +49 6221 56 33955
Email international.office@med.uni-heidelberg.de

DESTINATION HEIDELBERG

INTERNATIONAL FLAIR IN ONE OF THE MOST ATTRACTIVE CITIES IN GERMANY



atmosphere – but they can also enjoy the city’s high level of safety and cleanliness.

It is no secret – Heidelberg’s main attraction is the impressive castle ruins. A visit to the expansive park provides a view of the roofs in the picturesque Old Town.

The multitude of shops makes Heidelberg a shopper’s paradise. Regional and international restaurants invite one to linger and relax.

The lush meadows along the Neckar and the densely wooded surroundings provide for pleasant excursions into nature, the ideal antidote to the congestion of the city center.

Heidelberg attracts intellectuals from all over the world because of its status as an elite university and its multitude of internationally renowned research facilities such as the Max Planck Institute, the European Molecular Biology Laboratory and the German Cancer Research Center. Apart from its reputation in the academic sciences and arts, the city is also a jewel among the tourist attractions in Germany.

Every year, more than twelve million visitors from all over the world are drawn by the charm of this romantic city in the Neckar valley. Heidelberg’s guests can experience a multitude of historic sights, the pulsating life of the city center, and an international

More information about Heidelberg:

 **Heidelberg**

www.heidelberg-marketing.com